

# CS880 COVER LOCATOR

## OPERATING INSTRUCTIONS

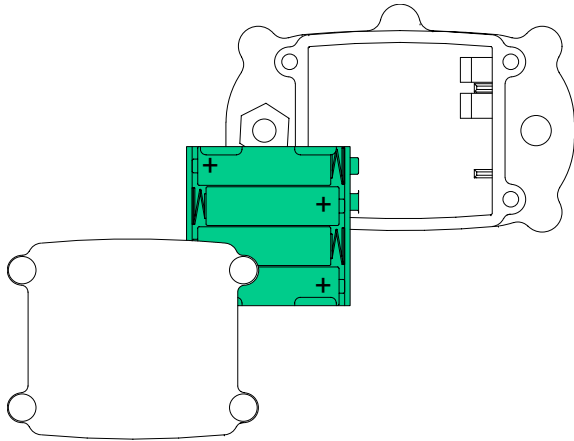
### TO ASSEMBLE

Set the stem to desired length by releasing the twist lock, (twist surplus lead around the stem close to the handle).

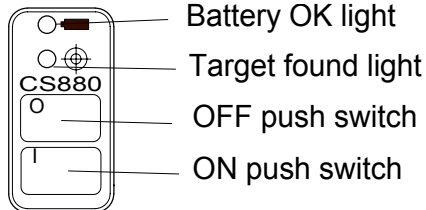
Adjust the head to the correct angle and tighten the head bolt.

### TO FIT BATTERIES

Unscrew the four captive screws on the battery compartment, found on the underside of the control box, lift out the holder and load 8 AA (LR6) batteries. Take care to fit the batteries the correct way round as indicated on the holder. Individually rotate the batteries in the holder to ensure good connections. Push the battery holder back into the compartment so that the contacts touch (see diagram below). Refit the battery compartment cover.

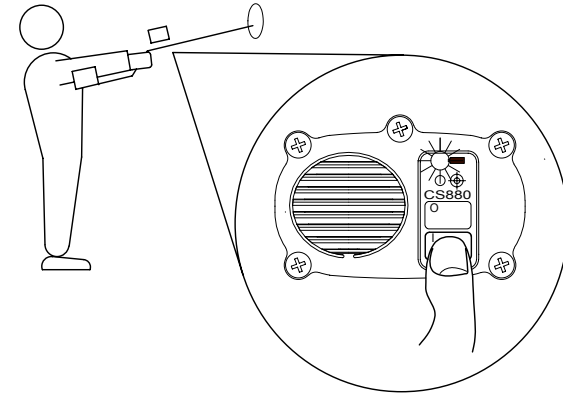


### CONTROLS



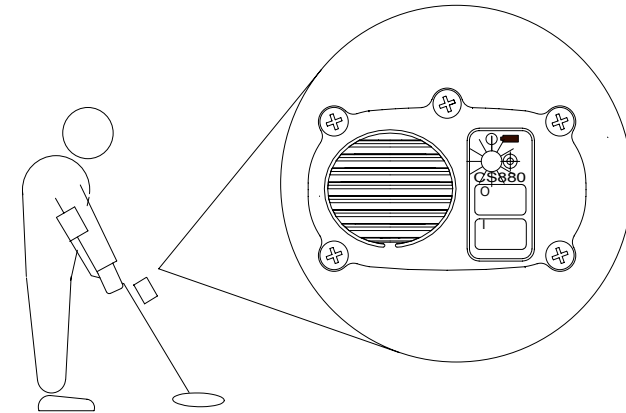
### SWITCH ON

Hold the locator search head clear of metal and hold down the "I" (ON) button until a slow ticking is heard. (The red target light will flash at the same rate.) The green battery condition light will illuminate.



### SEARCH

Sweep the area in a grid pattern, keeping the search head level approximately 50mm ( 2 inches) above the ground.



Detection of a metal cover is indicated by an audible pitch increase and target light brightness increase. Small metal targets are ignored.

To aid pin pointing a target accurately, 'desensitize' the locator by moving the search head into the response area and momentarily press the I (ON) button. Then relocate the strongest signal from the target.

To switch off press the O button. The locator will automatically power off after approximately 20 minutes unless the ON button is pressed.

### BATTERIES

Replace batteries when green battery condition light extinguishes.

### PRECAUTIONS

False or incorrect signals may occur when the locator is used close to other large metal objects such as vehicles or chain link fencing.



This equipment conforms to the EMC Directive 89/336/EEC.  
Performance may be impaired by unusually strong electromagnetic fields.

## GUARANTEE

Your cover locator is Guaranteed against defects in materials and workmanship- for 12 months, labour and parts free of charge - with the exception of batteries (subject to normal wear).

C-SCOPE INTERNATIONAL LIMITED,  
KINGSNORTH TECHNOLOGY PARK,  
WOTTON ROAD, ASHFORD, KENT.  
TN23 6LN U.K.

TEL: +44(0) 1233 629181 FAX: +44(0) 1233 645897  
Email [service@cscope.co.uk](mailto:service@cscope.co.uk)

N.B. This Guarantee is over and above those rights accorded by Common Law and applies in the U.K. only.

# CS880

## COVER LOCATOR

---

# OPERATING INSTRUCTIONS

---

**C-SCOPE INTERNATIONAL LIMITED**  
KINGSNORTH TECHNOLOGY PARK, WOTTON ROAD,  
ASHFORD, KENT TN23 6LN, UK.

Tel: +44(0) 1233 629181. Fax: +44(0) 1233 645897  
Email [service@cscope.co.uk](mailto:service@cscope.co.uk)  
[www.cscope.co.uk](http://www.cscope.co.uk)